



ENLOE PARTNERS

ELEVATING THE HEALTH OF
OUR COMMUNITIES



"I have worked hard, and the way has not been smooth always. Yet, I am happy in any progress I have made, and I do not begrudge the long hours I have spent and worries I have had to contend with as I went along."

**- Newton Thomas Enloe, M.D.,
Founder of Enloe Hospital (1872-1954)**

WORKING TOGETHER TOWARD A HEALTHIER COMMUNITY

Enloe Health got its start when Newton Thomas Enloe, M.D., built a hospital on Flume Street in 1913. Dr. Enloe pioneered four hospitals during his lifetime. Establishing a hospital in Chico fulfilled his life-long ambition of bringing a modern medical center for the benefit of Chico and the surrounding communities. Since then, the hospital has grown to meet the North State's health care needs, while furthering the founder's pioneering spirit and innovation.

A homegrown hospital is rare. Even rarer is an independent, nonprofit, locally governed health system. Enloe Health is all of these. It's also one of only two Level II Trauma Centers in Northern California, the only hospital in the state with its own FlightCare program and one of just a few locally governed health systems nationwide to offer a broad array of health services to such a large geographic area.

Last year alone, tens of thousands of people from all over Northern California came to Enloe Health seeking treatment for themselves or a loved one. For more than 110 years, Enloe Health has been here to meet our community's health care needs — and for more than 40 years, the Enloe Health Foundation has worked alongside Enloe Health to improve programs and services.

The need to proactively forge ahead with enhancements for equipment, facilities and programs is greater than ever. Enloe Partners is tailored to your philanthropic goals and touches every level of care at Enloe Health. The program recently helped bring a new air ambulance to

our FlightCare program, build a new cardiovascular care center and family lounge, and it is helping bring a new comprehensive cancer center to the North State.

Enloe Partners also helps ongoing services through the Where the Need is Greatest fund, which supports the entire health system, and the Compassion fund, which helps patients and their families with essential needs.




Those who participate in Enloe Partners make an annual commitment of \$2,500 or more. These generous donors support us today in helping to elevate the health of our communities.



MEMBERSHIP BENEFITS AND PRIVILEGES





THE GROUNDBREAKER PARTNER annual contribution of \$2,500

-  Invitation to the annual Enloe Partners gathering
-  One annual Enloe Health FlightCare family membership
-  Recognition on the Enloe Partners' annual donor wall, Wall of Honor, webpage, annual report and at stewardship events



THE MILESTONE PARTNER annual contribution of \$5,000


All the above, plus...

-  One executive physical provided by Enloe Health Client Services, valued at \$500
-  Permission to utilize Enloe Partners logo on your business website and on your business promotional materials



THE PILLAR PARTNER annual contribution of \$7,500



All the above, plus...

-  Invitation to the annual breakfast gathering with Enloe Partners' business community members and Enloe Health's CEO, Board of Trustees and Foundation Board of Directors



THE STRATEGIC PARTNER annual contribution of \$10,000 or more

All the above, plus...

-  Invitation to the annual donor recognition evening gathering with Enloe Health's CEO, Board of Trustees and Foundation Board of Directors
-  Everlasting recognition on Enloe Health's Wall of Honor

**The Groundbreaker
Partner**
\$2,500 annually

**The Milestone
Partner**
\$5,000 annually

**The Pillar
Partner**
\$7,500 annually

**The Strategic
Partner**
\$10,000 annually

PHILANTHROPIC PRIORITIES



CONCEPTUAL ELEVATION - E. 20TH ST. AND BRUCE RD.

Comprehensive Cancer Center Campaign

In Butte County, cancer is the leading cause of death. In fact, the entire region of northern California, representing Enloe Health's primary and secondary service areas, record both higher rates of certain cancers and higher rates of mortality, as those cancers are often diagnosed at a later stage compared to other parts of the state.

Enloe's plan to meet this critical need is grounded in the creation of a centrally located comprehensive cancer center that encompasses start-to-finish care. The new center will be designed to provide education and screening leading to earlier detection of cancer, state-of-the-art treatment

space and equipment, paired with wrap-around services and therapies that serve patients and families in a supportive, patient-centered environment. The center will be a unique facility serving all of northern California.



FlightCare

Enloe Health's FlightCare program is the only hospital-owned and operated air medical service in the state.

FlightCare, Enloe's air ambulance service, began in 1985. Since then, it has served more than 25,000 patients across Butte, Tehama, Glenn, Plumas, Colusa, Sierra, Yuba and Lassen counties.

Recent years have proved particularly busy. In fact, 2022 was the busiest in the program's history with 1,040 patient transports. In all, crews clocked 1,265 hours in the air that year. In 2023, FlightCare transported 923 patients.

Where the Need is Greatest

Enloe Health offers comprehensive care through a variety of programs and services that continually evolve to meet growing needs. The *Where the Need Is Greatest* fund is used for the highest and greatest needs of our patients. It benefits a wide range of departments and services, including capital equipment.

Compassion

Sometimes the small things make the biggest difference, especially when someone is there when you need them most. The *Compassion* fund assists patients and their families with critical and immediate, short-term needs that are often significant barriers to their health. This fund can be used to help with transportation to a medical appointment, overnight accommodations for family members of a hospitalized patient or an emergency utility payment to prevent the shutoff of electricity for patients on home oxygen.

Cardiovascular Care

Heart conditions are serious — and they're common. In the United States, heart disease — just one of several heart issues — affects hundreds of thousands of people. In Butte County, about 7% of residents live with the condition. The *Cardiovascular Care* fund helps improve heart care in the North State through services like Enloe Health's Structural Heart & Valve Center — the only program of its kind north of Sacramento — Cardiac Rehabilitation and other support services.




Please contact us if you don't see a fund that resonates with your philanthropic goals. We have other funds available that you can support.

LEADERSHIP COMMITMENT

As an Enloe Partner, you become a key participant in Enloe Health's bright future. Your partnership is vital because it offers immediate resources that are directed to current needs and priorities. As your fiercely independent, nonprofit health system, we exist to serve you and your loved ones — 24 hours a day, seven days a week.

Your annual membership provides consistent support to ensure that Enloe Health continues to positively impact our patients and their families for years to come. By partnering with us in delivering excellence in health care, you represent a leadership commitment to continued growth and improvement that is essential to our community and the greater regions we serve.

Your extraordinary decision to make a difference in the lives of our patients and families today brings hope and healing tomorrow.



ENLOE HEALTH BOARD OF TRUSTEES

Walt Schafer, Ph.D. (Chair)
 Rick Krepelka (Vice Chair)
 Gloria Godinez (Secretary)
 Farshad Azad
 Barbara Clifford
 Joe Cunha
 Michael Dunbaugh

Sean M. Liston, M.D.,
 (Chief of Staff, Ex-Officio)
 Ken Petty, M.D.
 Mona I. Sarbu, M.D.,
 (Chief of Staff Elect, Ex-Officio)
 Monica Soderstrom
 Anastacia Snyder Lando

Jim Stevens
 Audrey Tennis (Ex-Officio)
 Mike Wiltermood, President/CEO
 (Ex-Officio)
 Samia Yaqub, Ph.D.

ENLOE HEALTH FOUNDATION BOARD OF DIRECTORS

Audrey Tennis (Chair)
 Devin Potter, CFP (Vice Chair)
 Sierra Grossman (Secretary)
 Bill Carriere
 Jolene Francis, Chief
 Development Officer
 Mark Kimmelshue

Donna Larson
 Melisse Larrabee
 Todd Lewis
 Tom Martin
 Sam Mazj, M.D.
 Mary McGowan Anderson
 Susan R. Minasian

Ann Patterson
 Walt Schafer, Ph.D.
 Quinn Velasquez
 Mike Wiltermood, President & CEO
 Kevin Woodward, VP, CFO

To learn more about Enloe Health's Board of Trustees or Enloe Health Foundation's Board of Directors, visit www.enloe.org/trustees or www.enloe.org/directors.



ENLOE PARTNERS

Strategic



Mid Valley Title & Escrow Company
A Subsidiary of First American Title Insurance Company



Gage & Christie Chrysler

Nancy J. Fox

Mark & Jolene Francis

Mark & Diane Kimmelshue

Melisse Larrabee

Paul R. Minasian & Susan R. Minasian Trust

The Judy Sitton Family

Tom & Anastacia Snyder Lando

Mike & Kelly Wiltermood

Pillar

Groundbreaker



Dr. Ken & Liz Fleming



Milestone



Craig & Lynn Duncan

Thank you to our Enloe Partners for your annual support of our mission. To learn more about our partners, scan or visit www.enloe.org/enloepartners.

